



City of Smithville, Missouri

Board of Aldermen - Work Session Agenda

Tuesday, June 20, 2023

6:30 p.m. – City Hall Council Chambers and Via Videoconference

Anyone who wishes to view the meeting may do so in real time as it will be streamed live on the City's FaceBook page.


For Public Comment via Zoom, please email your request to the City Clerk at ldrummond@smithvillemo.org prior to the meeting to be sent the meeting Zoom link.

1. Call to Order
2. Discussion 5-Year Capital Improvement Plan Update
3. Adjourn

Join Zoom Meeting
<https://us02web.zoom.us/j/84863550470>

Meeting ID: 848 6355 0470
Passcode: 130260



	<div>STAFF</div> <div>REPORT</div>
Date:	June 20, 2023
Prepared By:	Stephen Larson
Subject:	FY2024 – FY2028 5 Year Proposed Capital Improvement Plan

Staff has worked to update the five-year Capital Improvement Plan (CIP) by including new projects, updated costs, and incorporating feedback from the Board Retreat. At the retreat, the staff presented a summary of the changes made to the FY2024 – FY2028 Five Year CIP, emphasizing the key factors that influenced these adjustments. The costs of existing projects in the Five-Year CIP have been updated to account for inflation. This ensures that infrastructure projects remain within budget and on schedule. As a result of inflation and additional projects, the Five-Year CIP total cost is nearly **\$46.8 million** from FY2024 through FY2028.

MARC Funding for City Projects

The City has received several MARC federal transportation grants for the Riverwalk Park & Trail, Second Creek Sidewalks, and the Bridge Street Roundabout. The Board has formally approved resolutions for each of these projects to receive funding and the City has paid the 1% Project Fee associated with the administrative costs of providing the funding.

Efforts are ongoing to secure additional grant funding and adjust project timelines accordingly. Based on feedback from the board, staff will be less aggressive on grant applications. While grants provide valuable financial assistance in advancing projects, it is important to consider that the City is *still responsible for covering the matching funds required by the grants and they can have a significant impact* on the City budget.

General Fund Five Year CIP Overview

The General Fund has not typically funded CIP Projects on a consistent basis, but in the FY2024 – FY2028 CIP, the General Fund will play a significant role in helping fund Board priorities. Staff have inserted a plan to allocate \$100,000 annually for Wayfinding Signage in the General Fund CIP (totaling \$500,000 in investment over the 5 Year Period). This was identified in the Board Retreat as a priority and the funding allocation was agreed upon during the June 6, 2023, work session during the discussion on wayfinding signage. The General Fund is also helping support the Capital Improvement Sales Tax Fund's resource allocation for the projects that received MARC funding.

CWWS Fund Five Year CIP Overview

The CWWS Fund comprises the largest portion of the Five-Year CIP in terms of budgeted dollars. One of the biggest changes to the CIP includes pushing back the 144th Street Lift Station and West Bypass of the 144th Street Lift Station, a project totaling \$3,900,000 in cost. This project was originally scheduled to begin in FY2023, but due to the lengthy condemnation process with four separate properties, the project will begin in FY2024. COP Proceeds will fund the project and these funds are expected to be distributed closer to the end of the year. The City has also revised the plant expansion project timeline. Although previous expansion plans were delayed due to lower than projected population and consumption growth, the construction of the wastewater treatment plant expansion timeline has been accelerated forward from beginning in FY2027 to beginning in FY2026.


There are also new projects which were not previously included in the last iteration of the Five-Year Plan, include a Headworks Bar Screen, the replacement of the Smith's Fork Park Waterline, and the Stonebridge Lift Station. These additional projects do have effects on the proposed water and wastewater rates which will be reviewed in the July 18, 2023, work session with the Board.

Transportation Sales Tax Fund Five Year CIP

The Transportation Sales Tax Fund will continue to provide annual allocations for the Annual Asphalt Overlay Program at \$300,000 in FY2024, \$200,000 in FY2025 and FY2026, and \$300,000 in FY2027 and FY2028 and Annual Sidewalk Replacement Program at \$25,000 annually. In FY2024, Commercial Street Sidewalks will be constructed with MARC Reimbursement Grant monies of \$500,000. In addition to this project, the TST Fund will also support most of the expenses in the 1st & Bridge Street Round-A-Bout project and will house the reimbursement grant of \$896,000.

Capital Improvement Sales Tax Fund Five Year CIP


The CIST Fund will be responsible for funding a large portion of the projects receiving the MARC Funds. In the CIP, the CIST will provide sales tax revenue as funding source, but also be the recipient of the MARC Federal Transportation Funds to offset project expense. Additional project expenses, that cannot be financially sustained in the CIST Fund due to cashflow constraints, are exported to other budgeted funds (such as the Transportation Sales Tax Fund and General Fund).



**Downtown Streetscape
Phase III**



Raw Water Pump Station

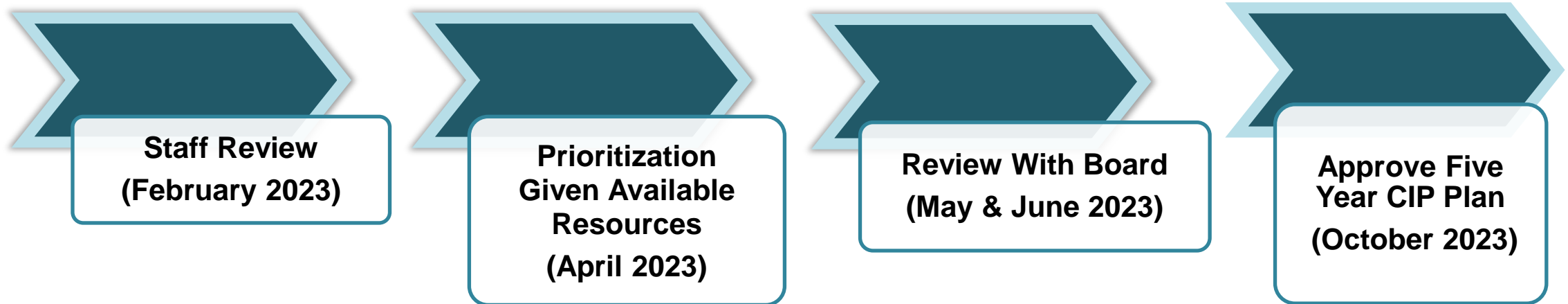


Aerobic Digester

**FY2024 – FY2028
Capital Improvement Plan Review**

6/20/2023

5 Year CIP Development Process



5 Year CIP – Update Highlights



Sidewalk, pavement, and stormwater improvements on Quincy Boulevard are addressed as a part of the FY2023 Capital Improvement Program

- The City Administrator and Department Directors have worked together to update the Proposed Five-Year CIP (FY2024 – FY2028) for initial review by the Board of Aldermen.
- Projects with approved MARC Transportation Funding have been prioritized within the Five-Year CIP.
- Stormwater projects have been slotted into the Park & Stormwater Sales Tax Fund CIP based upon Public Works staff review of recommendations from the Stormwater Master Plan developed by George Butler Associates.
- Board priorities developed from the May 17 Retreat have been integrated into the Five-Year CIP (such as the Wayfinding Signage Program).

Capital Projects

Secured MARC Grant Reimbursements



Capital Improvement Project	Funding Program	Funding Amount
1 st & Bridge Street Round-A-Bout	Missouri Surface Transportation Block Grant Program (STBG)	\$896,000
Riverwalk Park – Phase I	Missouri Transportation Alternatives Program (TAP)	\$900,000
Second Creek Sidewalks	Missouri Transportation Alternatives Program (TAP)	\$600,000

*Grand total of **\$2,396,000** in secured funding*



Capital Project Cost Estimates For Secured MARC Funds



Capital Improvement Project	Engineering Estimate	Construction Estimate	Total Project Estimate	Total Reimbursement to City	Total Net Cost to City
1 st & Bridge Street Round-A-Bout	\$250,000	\$1,730,000	\$1,980,000	\$896,000 <i>(45% of Project Total)</i>	\$1,084,000
Riverwalk Park & Trail	\$250,000	\$1,800,000	\$2,050,000	\$900,000 <i>(44% of Project Total)</i>	\$1,150,000
Second Creek Sidewalks	\$150,000	\$945,000	\$1,095,000	\$600,000 <i>(55% of Project Total)</i>	\$495,000

General Fund Proposed FY2024 – FY2028 CIP



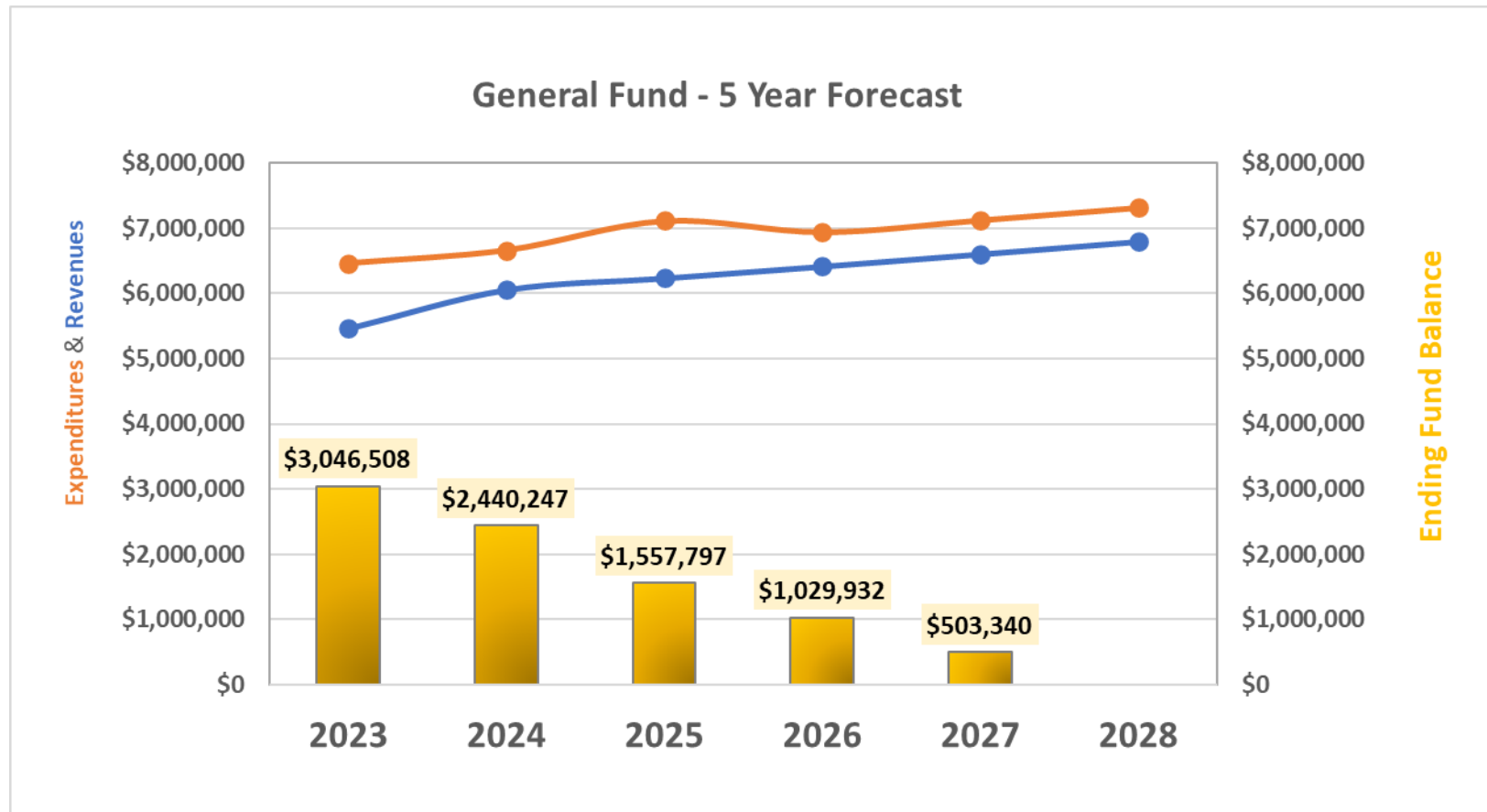
Capital Improvement Projects	FY 2024	FY 2025	FY 2026	FY 2027	FY 2028
Annual Wayfinding Signage Program	\$100,000	\$100,000	\$100,000	\$100,000	\$100,000
1 st & Bridge Street Round-A-Bout (20% of Engineering)	\$50,000	-	-	-	-
Annual Asphalt Overlay Program (Construction)	-	\$100,000	-	-	-
Annual Sidewalk Replacement Program (Construction)	-	\$50,000	-	-	-
2 nd Creek Bridge Sidewalks (30% of Construction)	-	\$250,000	-	-	-
Riverwalk Park & Trail (10% of Construction)	-	\$200,000	-	-	-
Grand Total (Net Cost)	\$150,000	\$700,000	\$100,000	\$100,000	\$100,000

*Projects with a **GREEN** background are new to the 5 Year General Fund CIP



The General Fund provides supplemental revenue for the Annual Asphalt Overlay Program and Sidewalk Replacement Program

General Fund 5 Year Projected Cashflow



General Fund Pending CIP Projects Listing



Pending Capital Improvement Projects	Cost Estimate
New Police Department Building (Engineering and Construction)	\$18,500,000
Animal Control Facility Added to New Police Department Building	\$500,000
Street Division & Parks Facility Building (Engineering and Construction)	\$3,500,000
Renovation of Current City Hall Following Construction of Police Building	\$500,000
Tornado Sirens (Purchase & Installation)	Unknown Cost
Grand Total (Net Cost)	\$23,000,000

**Floating Aerator
Wastewater Treatment Plant**




Valve Vault – Raw Water Pump Station



**Utilities Department
Public Works**



Waterline Replacement Projects



Corroded & Aging Smithville Waterline Segments

Winner Avenue Waterline Replacement

*4th Street & 4th Terrace
Waterline Improvement*

Cured in Place Pipe/Manhole Rehabilitation Program



Sewer Relining Process



Manhole Rehabilitation & Relining

Wastewater Plant Maintenance



- Wipes and flushed debris collect within the Wastewater Treatment Plant, as seen in the photos.
- In the proposed Five Year FY2024 – FY2028 CIP, Public works staff have included the addition of a **headworks bar screen** to reduce the negative effects of flushed debris/wipes on the City's wastewater treatment infrastructure.

Proposed 5 Year CIP

FY2024 – FY2028 CWWS Fund (Non-Impact Fees)



Capital Improvement Project	FY 2024	FY 2025	FY 2026	FY 2027	FY 2028
Interconnect Mains at 144th Street/169 Highway (Construction)	\$55,000	-	-	-	-
Highway 92 & Commercial Street Waterline (Engineering)	\$125,000	-	-	-	-
Owens Branch Gravity Line Phase #1, Line #1 (Construction)	\$2,200,000	-	-	-	-
144 th Street Lift Station (Construction)	\$1,700,000	-	-	-	-
West Bypass of the 144 th Street Lift Station (Construction)	\$2,200,000	-	-	-	-
Maple Lane & River Crossing 12" Waterline (50% of Construction)	\$700,000	-	-	-	-
Smith's Fork Force Main (Construction)	\$300,000	-	-	-	-
McDonalds/Central Bank Lift Station (Engineering)	\$100,000	-	-	-	-
Smith's Fork Park Waterline (Construction)	\$170,000	-	-	-	-
Headworks Bar Screen (Construction)	\$325,000	-	-	-	-
Stonebridge Lift Station (Engineering)	\$250,000	-	-	-	-
Stonebridge Lift Station (Construction)	\$500,000	-	-	-	-
Grand Total (Net Cost)	\$8,625,000	See Next Page			

Projects with a **GREEN background are new to the 5 Year CWWS CIP*

Proposed 5 Year CIP

FY2024 – FY2028 CWWS Fund (Non-Impact Fees)

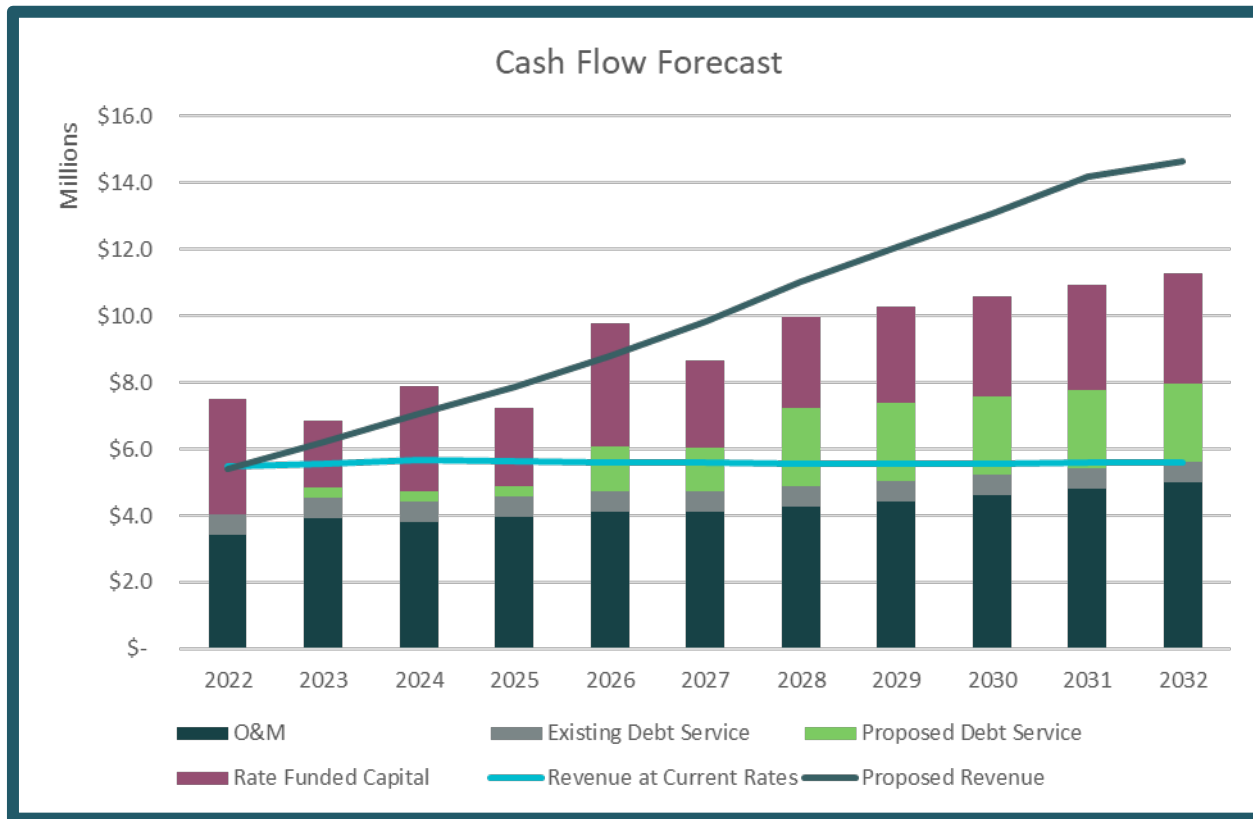


Capital Improvement Project	FY 2024	FY 2025	FY 2026	FY 2027	FY 2028
McDonalds/Central Bank Lift Station (Construction)	-	\$500,000	-	-	-
Highway 92 & Commercial Street Waterline (Construction)	-	\$300,000	-	-	-
Owens Branch Gravity Line Phase #1, Line #2 (Engineering)	-	\$600,000	-	-	-
Owens Branch Gravity Line Phase #1, Line #2 (Construction)	-	-	\$2,500,000	-	-
Water Plant Expansion (Engineering)	-	-	\$2,100,000	-	-
Wastewater Treatment Plan Expansion (Construction)	-	-	\$3,000,000	\$3,000,000	-
<i>Future Water and Wastewater Project Funding</i>	-	-	-	\$2,000,000	-
Water Plant Expansion, Phase I (Construction)	-	-	-	-	\$7,500,000
<i>Future Water and Wastewater Project Funding</i>	-	-	-	-	\$2,000,000
Grand Total (Net Cost)	-	\$1,400,000	\$7,600,000	\$5,000,000	\$9,500,000

*Projects with a **GREEN** background are new to the 5 Year CWWS CIP

CWWS Fund

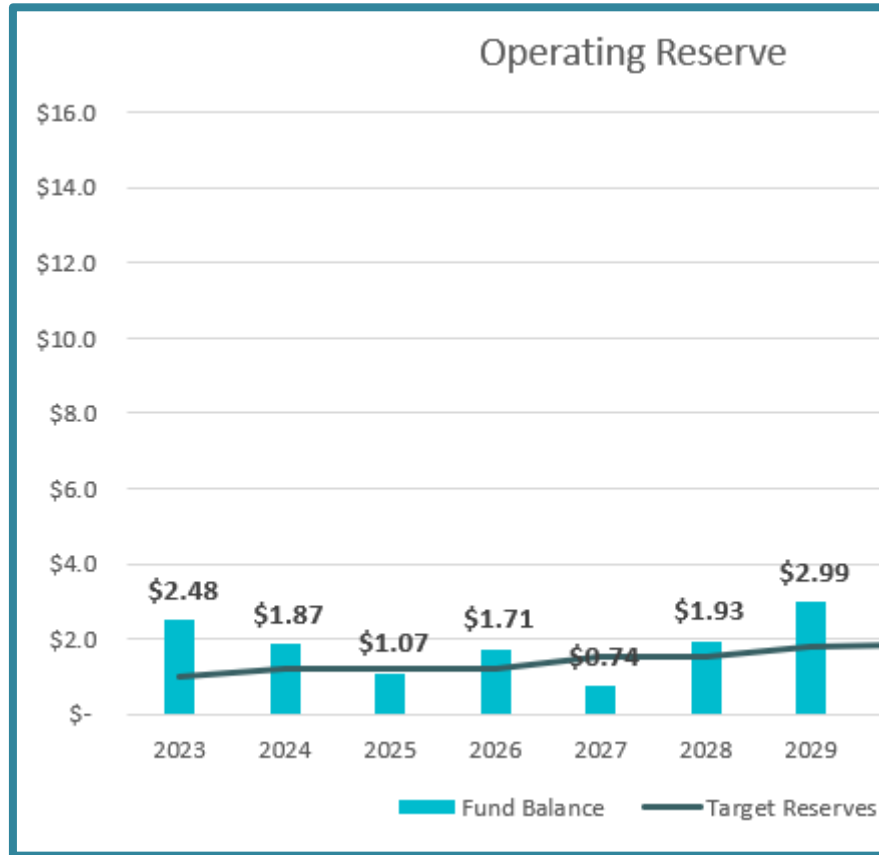
Utility Rate Study – Updated 5 Year Cashflow



- **Operational & maintenance** expenses projected to grow over time.
- **Proposed debt service** increases over time as debt issuance occurs for new projects.
- **Rate funded capital** (pay with cash), shown in the magenta color bar stays consistent over time.

CWWS Fund

5 Year Cashflow Forecast



- Staff has updated the utility rate study developed through Raftelis Financial Consultants.
- Staff expect to retain adequate operating reserve cash flow through FY 2029.
- Rate adjustments will be necessary on an annual basis to maintain reserve levels.

Proposed 5 Year CIP

FY2024 – FY2028 CWWS Fund (Water Impact Fees)



Capital Improvement Project	FY 2024	FY 2025	FY 2026	FY 2027	FY 2028
Maple Lane & River Crossing - 12" Waterline (50% of Construction)	\$700,000	-	-	-	-
Grand Total (Net Cost)	\$700,000	-	-	-	-

Proposed 5 Year CIP FY2024 – FY2028 CWWS Fund (Wastewater Impact Fees)



Capital Improvement Project	FY 2024	FY 2025	FY 2026	FY 2027	FY 2028
Wastewater Plant Expansion	\$1,050,000	-	-	-	-
Grand Total (Net Cost)	\$1,050,000	-	-	-	-



Wastewater Treatment Plant – Aerial View



Transportation Sales Tax Fund



Annual Mill and Overlay & Sidewalk Replacement



- The **2023 Street Maintenance Program** is funded in the amount of \$400,000 and the Board has approved a contract with Pavement Management, Inc to complete the work.
- The **2023 Sidewalk Replacement Program** is funded in the amount of \$25,000 and the Board has approved a contract with Legacy Underground Construction to complete the work.
- The Board discussed pursuing a quarter cent sales tax increase to further fund the annual street maintenance program.

Proposed 5 Year CIP

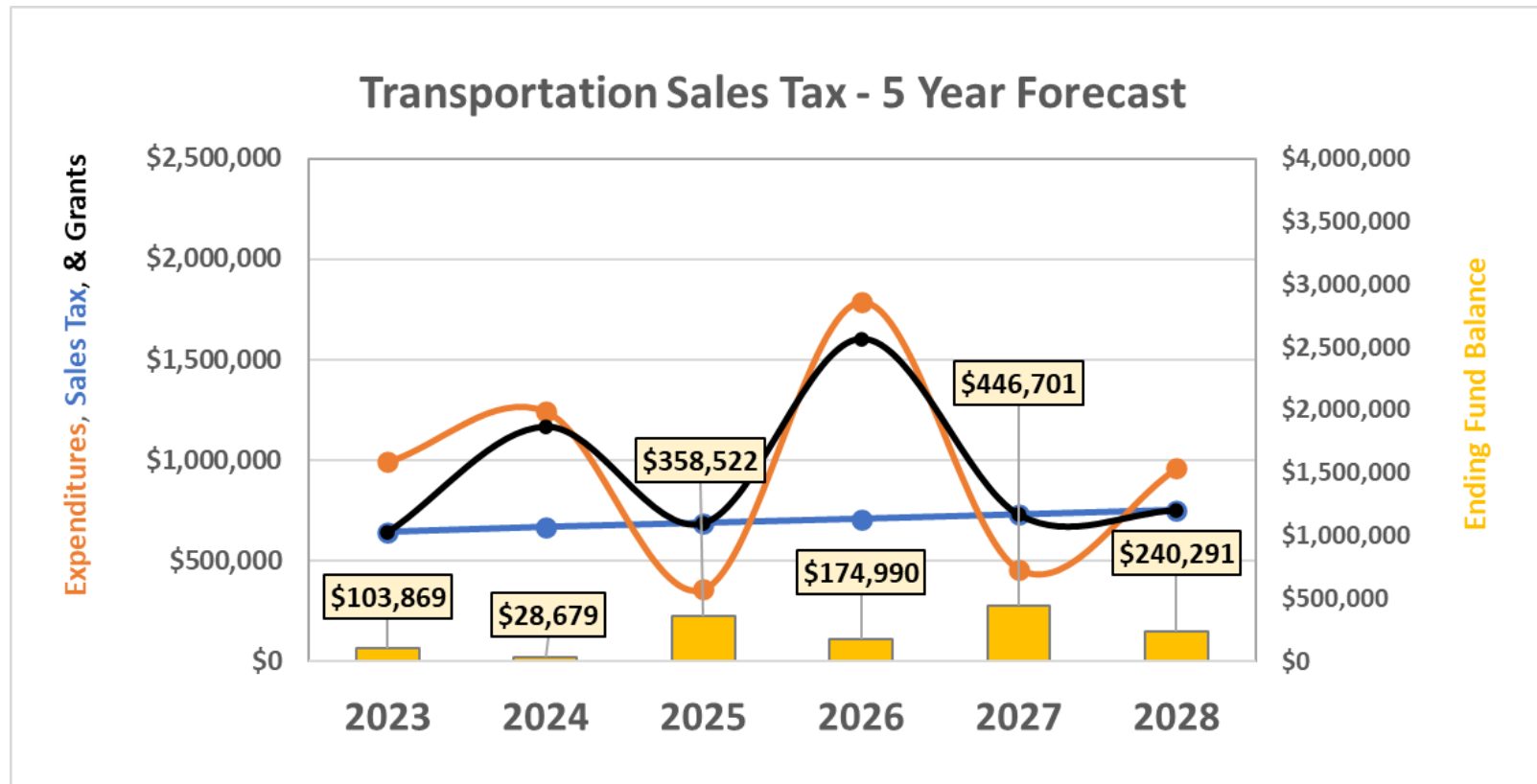
FY2024 – FY2028 Transportation Sales Tax Fund



Capital Improvement Project	FY 2024	FY2025	FY 2026	FY 2027	FY 2028
Annual Asphalt Overlay Program (Projects TBD)	\$300,000	\$200,000	\$200,000	\$300,000	\$200,000
Annual Sidewalk Replacement Program (Projects TBD)	\$25,000	\$25,000	\$25,000	\$25,000	\$25,000
Commercial Street Sidewalks (Construction)	\$750,000	-	-	-	-
Commerical Street Sidewalks (MARC Reimbursement Grant)	(500,000)	-	-	-	-
1 st & Bridge St Round-A-Bout (80% of Construction)	-	-	\$1,430,000	-	-
1 st & Bridge St Round-A-Bout (MARC Reimbursement Grant)	-	-	(896,000)	-	-
180 th Street/Eagle Parkway Round-A-Bout (20% of Construction)	-	-	-	-	\$300,000
Pope Lane Round-A-Bout/Connection (15% of Construction)	-	-	-	-	\$300,000
Grand Total (Net Cost)	\$575,000	\$225,000	\$759,000	\$325,000	\$825,000

Projects with a **GREEN background are new to the 5 Year Transportation Sales Tax Fund CIP*

Transportation Sales Tax Fund 5 Year Projected Cashflow



The image is a composite. The top half is a photograph of a paved path in a park. A person in a red plaid shirt is walking on the left, and a person is riding a bicycle in the center. The path is bordered by a black metal fence and a concrete wall. Trees and a street lamp are in the background. The bottom half is a cross-section diagram of the path, showing a green grassy area on the left, a paved path in the center, and a concrete curb on the right. The diagram includes labels for 'Paved Path', 'Concrete Curb', and 'Grass'.

Capital Improvement Sales Tax Fund

Proposed 5 Year CIP

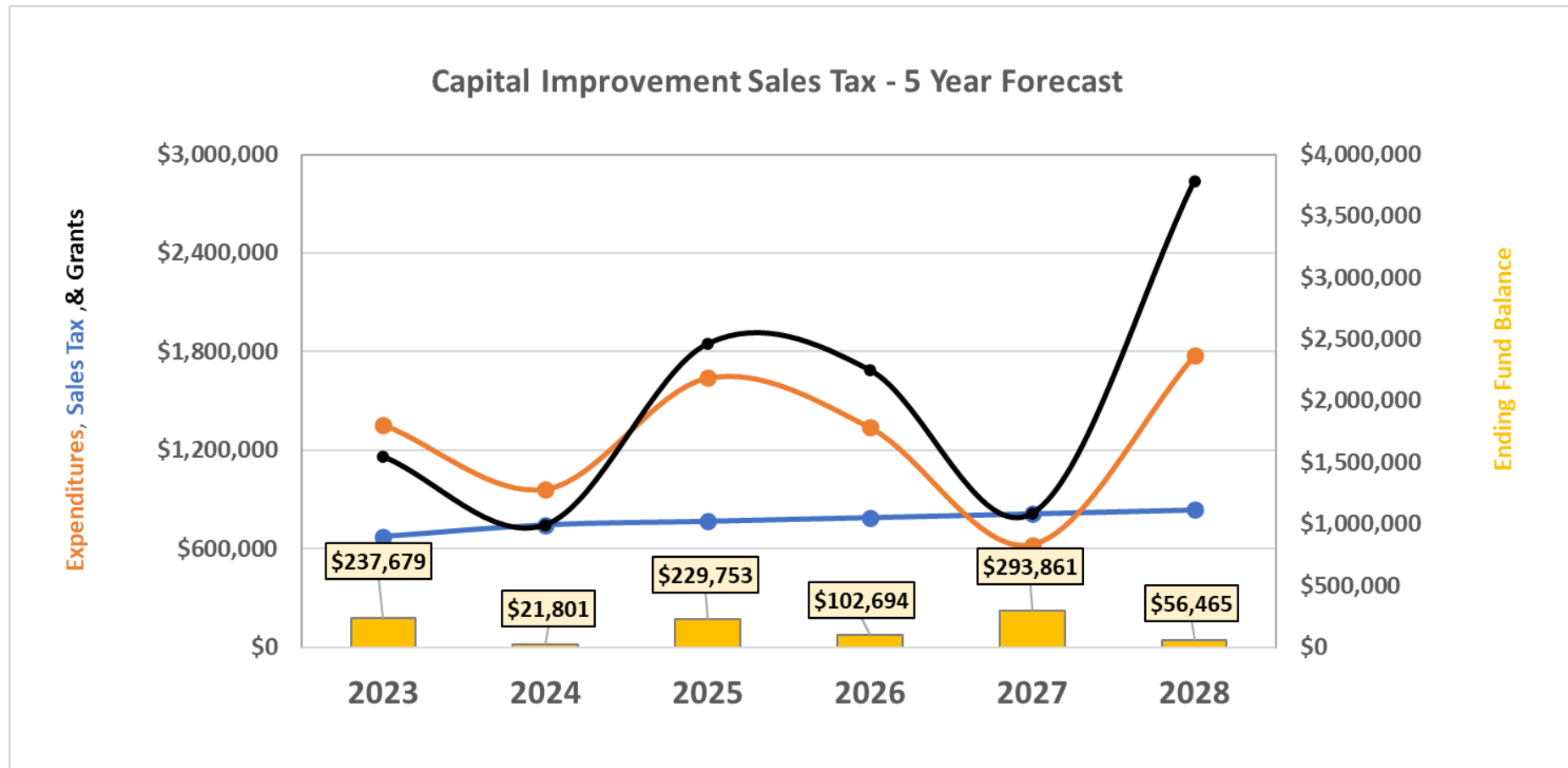
FY2024 – FY2028 Capital Improvement Sales Tax Fund




Capital Improvement Projects & Debt Service	FY 2024	FY2025	FY 2026	FY 2027	FY 2028
Annual Transfer to Pay General Obligation Debt	\$361,340	\$364,875	\$367,920	\$373,420	\$376,420
Riverwalk & Trail (Engineering)	\$250,000	-	-	-	-
2 nd Creek Sidewalks (Engineering)	\$150,000	-	-	-	-
1 st & Bridge Street Round-A-Bout (80% of Engineering)	\$200,000	-	-	-	-
2 nd Creek Sidewalks (Construction)	-	\$945,000	-	-	-
2 nd Creek Sidewalks (MARC Grant Reimbursement)	-	(600,000)	-	-	-
Riverwalk & Trail (60% of Construction)	-	\$480,000	\$670,000	-	-
Riverwalk & Trail (MARC Reimbursement)	-	(480,000)	(420,000)	-	-
1st & Bridge Street Round-A-Bout (20% of Construction)	-	-	\$300,000	-	-
180th & Eagle Parkway Round-A-Bout (Engineering)	-	-	-	\$250,000	-
Pope Lane Round-A-Bout (80% of Engineering)	-	-	-	-	\$400,000
180th & Eagle Parkway Round-A-Bout (75% of Construction)	-	-	-	-	\$1,000,000
180th & Eagle Parkway Round-A-Bout (MARC Reimbursement)	-	-	-	-	(700,000)
Grand Total (Net Cost)	\$961,340	\$709,875	\$917,920	\$623,420	\$1,076,420

*Projects with a **GREEN** background are new to the 5 year Capital Improvement Sales Tax Fund CIP

Capital Improvement Sales Tax Fund 5 Year Projected Cashflow





Park & Stormwater Sales Tax Fund



Park & Stormwater Sales Tax Fund Proposed FY2024 – FY2028 CIP



Capital Improvement Project	FY 2024	FY 2025	FY 2026	FY 2027	FY 2028
Heritage Park – 2 Shelters (Construction)	-	-	-	-	-
The "OK Railroad" Phase I (Construction)	\$281,000	-	-	-	-
The "OK Railroad" Phase I (RTP Grant)	(181,000)	-	-	-	-
Emerald Ridge Neighborhood Park & Signage (Construction)	\$450,000	-	-	-	-
Emerald Ridge NP & Signage (Grant Reimbursement)	-	-	-	-	-
Stonebridge Stormwater Improvements (Engineering)	\$50,000	-	-	-	-
Stonebridge Stormwater Improvements (Construction)	\$150,000	-	-	-	-
Dundee Road Stormwater Improvements (Engineering)	-	\$50,000	-	-	-
Dundee Road Stormwater Improvements (Construction)	-	\$150,000	-	-	-
Riverwalk Park & Trail (30% of Construction)	-	\$600,000	-	-	-
Grand Total (Net Cost)	\$750,000	\$800,000	See Next Page		



Current Emerald Ridge Park To Be Updated

Projects with a **GREEN background are new to the 5 Year Park & Stormwater Sales Tax Fund CIP*

Park & Stormwater Sales Tax Fund Proposed FY2024 – FY2028 CIP (Continued)



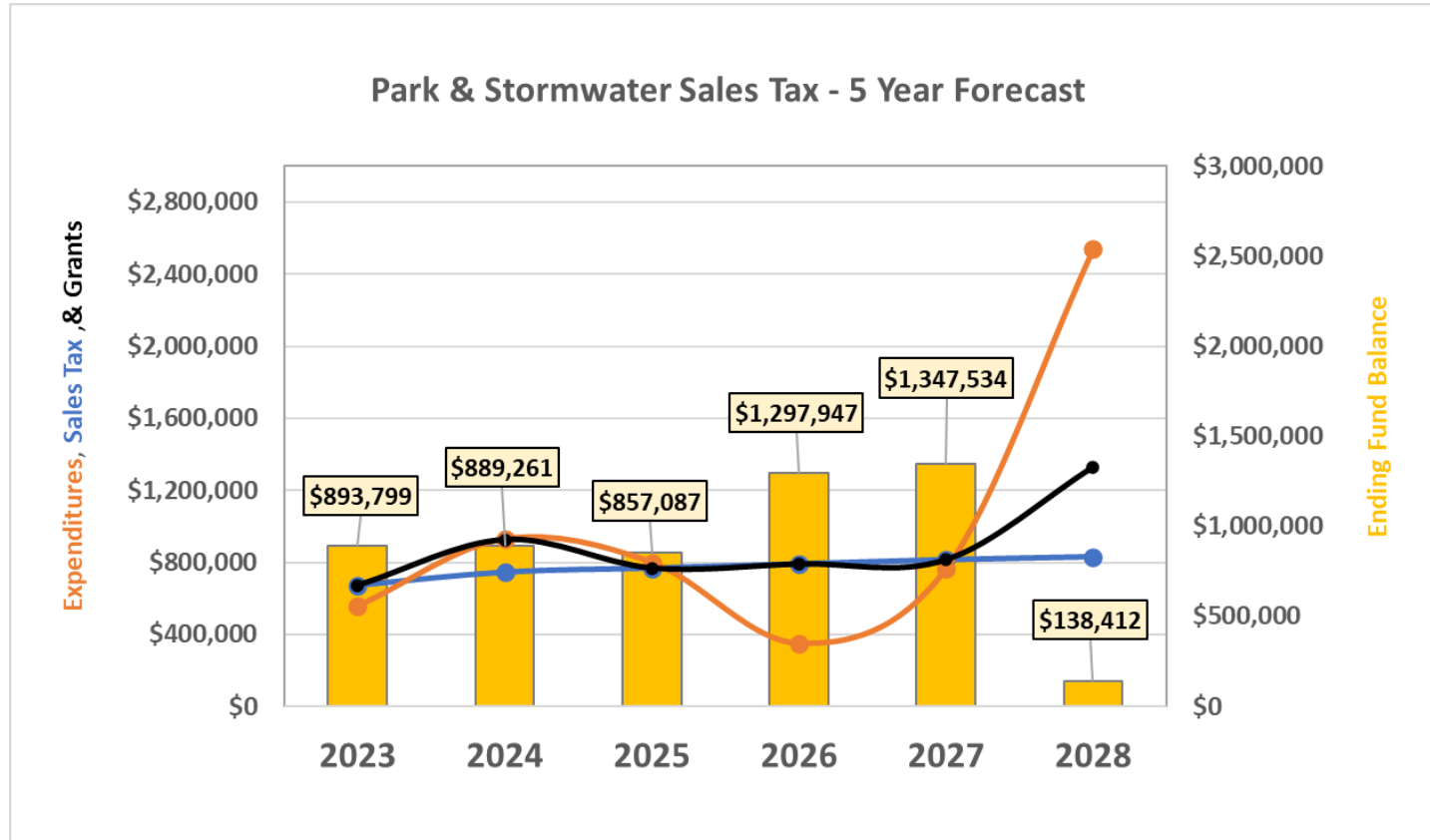
Capital Improvement Project	FY 2024	FY 2025	FY 2026	FY 2027	FY 2028
Forest Oaks Stormwater Improvements (Engineering)	-	-	\$50,000	-	-
Forest Oaks Stormwater Improvements (Construction)	-	-	\$300,000	-	-
Cedar Lakes Stormwater Improvements (Engineering)	-	-	-	\$25,000	-
Cedar Lakes Stormwater Improvements (Construction)	-	-	-	\$100,000	-
Smith's Fork Park Complex (Design & Engineering)	-	-	-	\$640,000	-
Smith's Fork (Sport Courts, Skate Park, Basketball Court)	-	-	-	-	-
Maple Lane Stormwater Improvements (Engineering)	-	-	-	-	\$50,000
Maple Lane Stormwater Improvements (Construction)	-	-	-	-	\$250,000
Smith's Fork Park Complex (Construction, Phase I)	-	-	-	-	\$2,240,000
Grand Total (Net Cost)	-	-	\$350,000	\$765,000	\$2,540,000



George Butler Associates completed a Stormwater Master Plan for the City which outlines plan for stormwater improvements and maintenance programs

Projects with a **GREEN background are new to the 5 Year Park & Stormwater Sales Tax Fund CIP*

Park & Stormwater Sales Tax Fund 5 Year Projected Cashflow



Smith's Fork Park Complex Conceptual Design

All Funds Total Proposed FY2024 – FY2028 CIP



Capital Improvement Projects - All Funds	FY 2024	FY 2025	FY 2026	FY 2027	FY 2028
General Fund	\$150,000	\$700,000	\$100,000	\$100,000	\$100,000
Combined Water/Wastewater Fund - Non Impact Projects	\$8,625,000	\$1,400,000	\$7,600,000	\$5,000,000	\$9,500,000
Combined Water/Wastewater Fund - Water Impact Projects	\$700,000	-	-	-	-
Combined Water/Wastewater Fund - Wastewater Impact Projects	\$1,050,000	-	-	-	-
Transportation Sales Tax Fund	\$575,000	\$225,000	\$759,000	\$325,000	\$625,000
Capital Improvement Sales Tax Fund	\$961,340	\$459,875	\$917,920	\$623,420	\$1,076,420
Parks and Stormwater Sales Tax Fund	\$750,000	\$800,000	\$350,000	\$765,000	\$2,540,000
Grand Total (Net Cost)	\$12,811,340	\$3,584,875	\$9,726,920	\$6,813,420	\$13,841,420

5 Year Grand Total for All Funds

\$46,777,975

CIP Review Conclusion



- MARC Grants have allowed the City to take advantage of outside funding to supplement project expense.
- Projects are ***aligned to preserve adequate cashflow amounts in all funds.***
- Rate adjustments will be necessary going forward to continue to fund capital improvement projects in the CWWF Fund.
- The grand total Five-Year FY2024 – FY2028 CIP totals **\$46.8 million**, up from **\$41.8 million** in the FY2023 – FY2027 CIP. This is a result of more expensive projects, such as the Wastewater Plant Expansion and Smith's Fork Park Complex – Phase I.

